

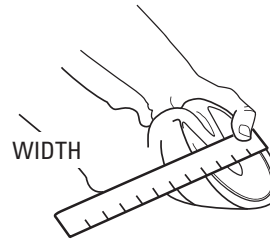
Easyboot*, Epic & Bare Hoof Boot Measurement Log

Keep track of your horse's hoof growth.
 Questions? Give us a call! 1.800.447.8836.

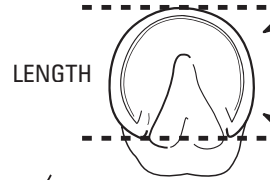
Easyboot, Epic & Bare

Size	Width in inches	Length in inches	Size	Width in mm	Length in mm
Pony	3 3/16" - 3 3/8"	3 3/8" - 3 5/8"	Pony	78-85mm	85-92mm
000	3 3/8" - 3 13/16"	3 5/8" - 4 3/16"	000	86-97mm	93-105mm
00	3 13/16" - 4 3/8"	4 3/16" - 4 5/8"	00	98-110mm	106-117mm
0	4 3/8" - 4 9/16"	4 5/8" - 4 15/16"	0	111-116mm	118-124mm
1	4 9/16" - 4 7/8"	4 15/16" - 5 1/8"	1	117-123mm	125-130mm
2	4 7/8" - 5 1/8"	5 1/8" - 5 9/16"	2	124-130mm	131-140mm
3	5 1/8" - 5 1/2"	5 9/16" - 5 15/16"	3	131-139mm	141-150mm
4	5 1/2" - 5 15/16"	5 15/16" - 6 7/16"	4	140-150mm	151-163mm
5	5 15/16" - 6 7/16"	6 7/16" - 6 7/8"	5	151-163mm	164-174mm
6	6 7/16" - 6 7/8"	6 7/8" - 7 7/16"	6	164-175mm	175-188mm
7	6 7/8" - 7 9/16"	7 7/16" - 7 3/4"	7	176-192mm	189-195mm

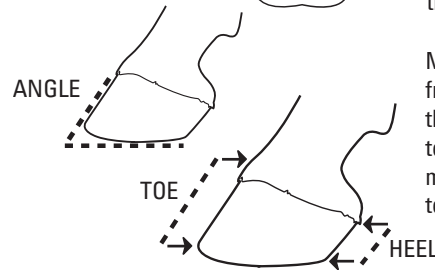
*does not apply to the original pre 2005 Easyboot



Measure the width of the hoof across the bottom at the widest point.



Measure the length of the hoof from the toe to the buttress line of the heel. The buttress line is the farthest weight bearing point of the heel where the hoof wall ends. Do not include the heel bulbs in the measurement.



Measure the toe length from the groove just above the hairline to the tip of the toe. Heel length should be measured from the hairline to the end of the heel.

HORSE'S NAME: _____

Date: _____

	Width	Length	Hoof Angle	Toe Length	Heel Length	Boot Size
Right Front						
Left Front						
Right Hind						
Left Hind						

Date: _____

	Width	Length	Hoof Angle	Toe Length	Heel Length	Boot Size
Right Front						
Left Front						
Right Hind						
Left Hind						

Date: _____

	Width	Length	Hoof Angle	Toe Length	Heel Length	Boot Size
Right Front						
Left Front						
Right Hind						
Left Hind						

Date: _____

	Width	Length	Hoof Angle	Toe Length	Heel Length	Boot Size
Right Front						
Left Front						
Right Hind						
Left Hind						



EasyCare